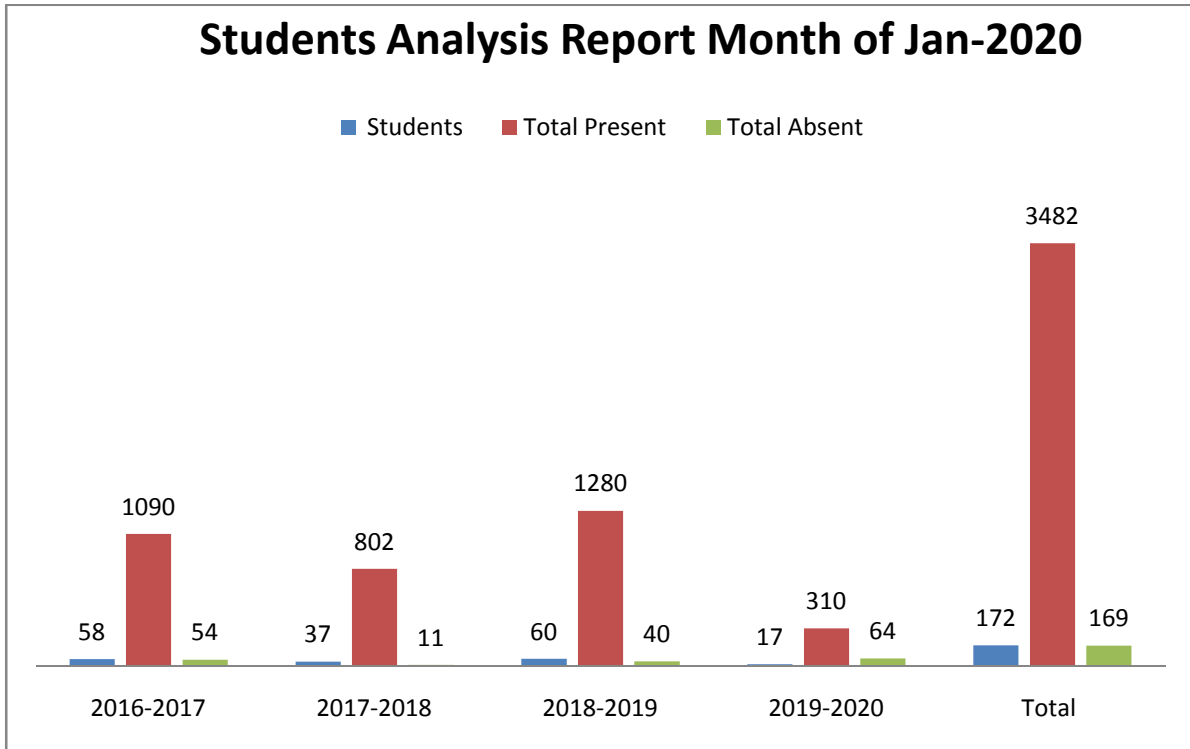
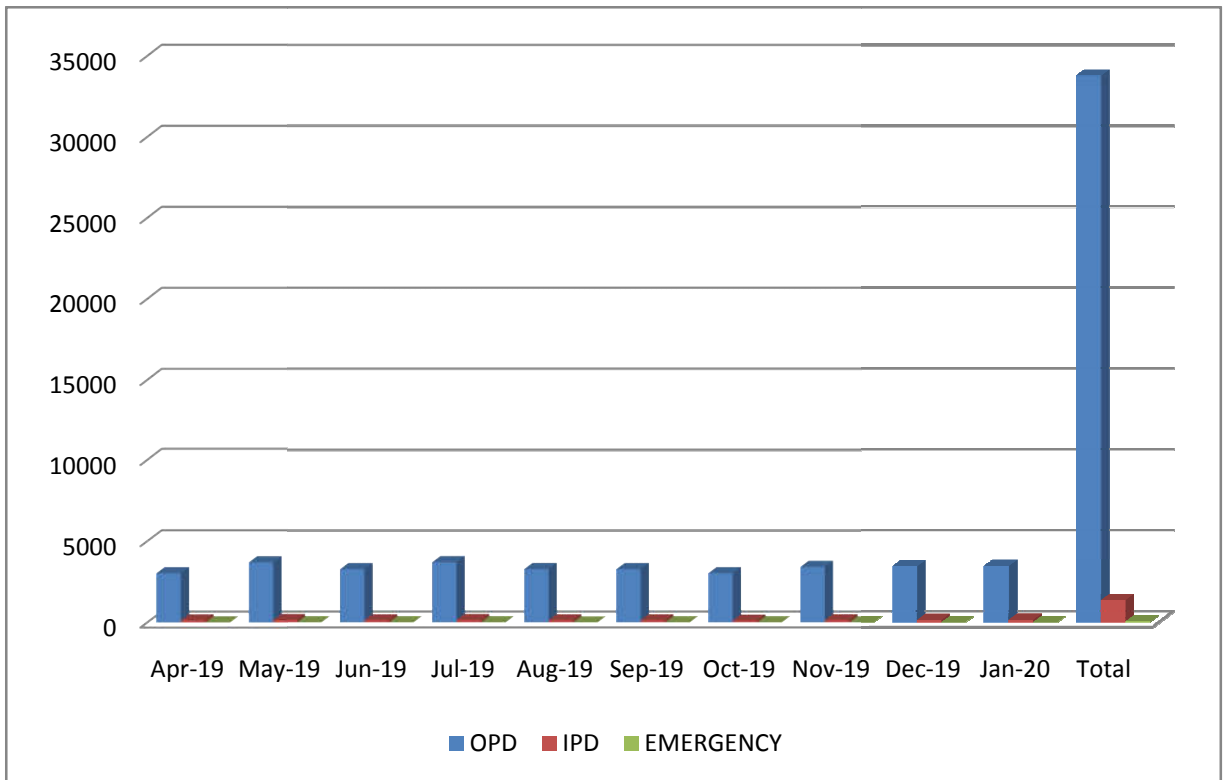


Batch	Students	Total Present	Total Absent
2016-2017	58	1090	54
2017-2018	37	802	11
2018-2019	60	1280	40
2019-2020	17	310	64
<b>Total</b>	<b>172</b>	<b>3482</b>	<b>169</b>

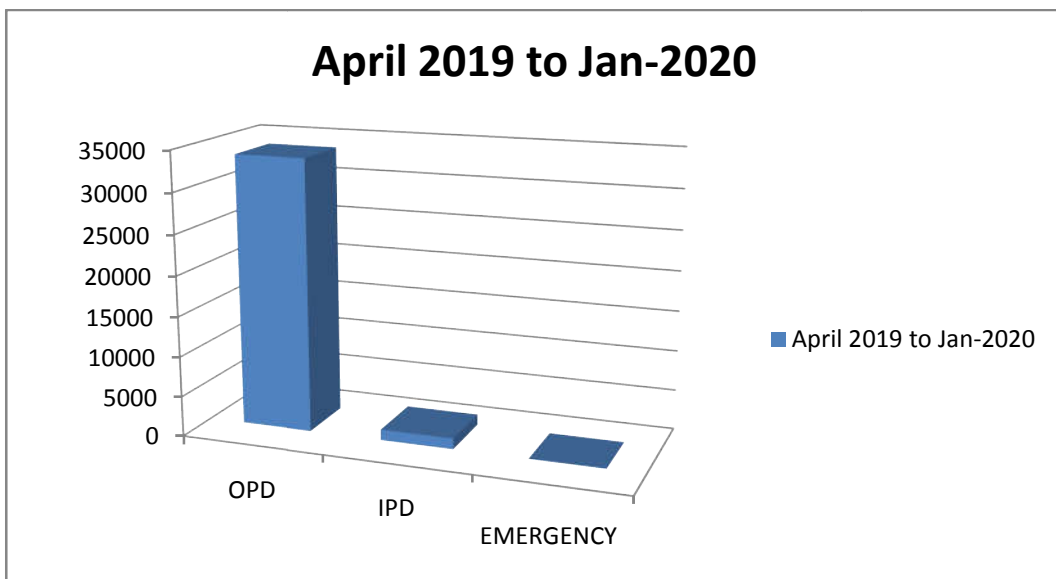


#### Total OPD, IPD AND EMERGENCY PATIENTS ANALYSIS REPORTS April19 to Jan 20

Month	OPD	IPD	EMERGENCY
Apr-19	3038	130	7
May-19	3712	148	6
Jun-19	3294	134	6
Jul-19	3723	151	7
Aug-19	3300	135	3
Sep-19	3293	134	4
Oct-19	3049	112	4
Nov-19	3438	141	3
Dec-19	3442	131	2
Jan-20	3470	135	2
<b>Total</b>	<b>33759</b>	<b>1351</b>	<b>44</b>

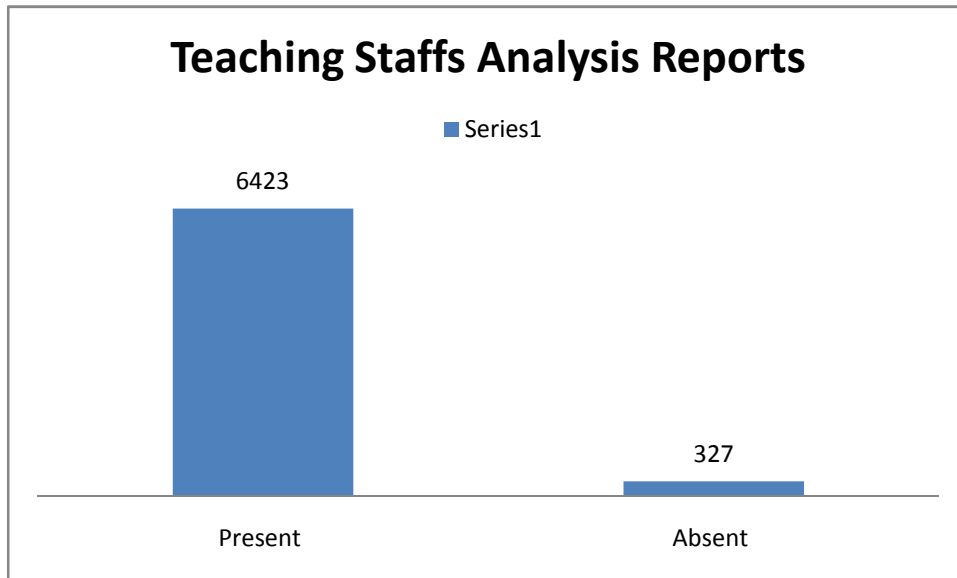


Month	OPD	IPD	EMERGENCY
<b>April 2019 to Jan-2020</b>	<b>33759</b>	<b>1351</b>	<b>44</b>



## Teaching Staffs Analysis Reports April 19 to Jan 20

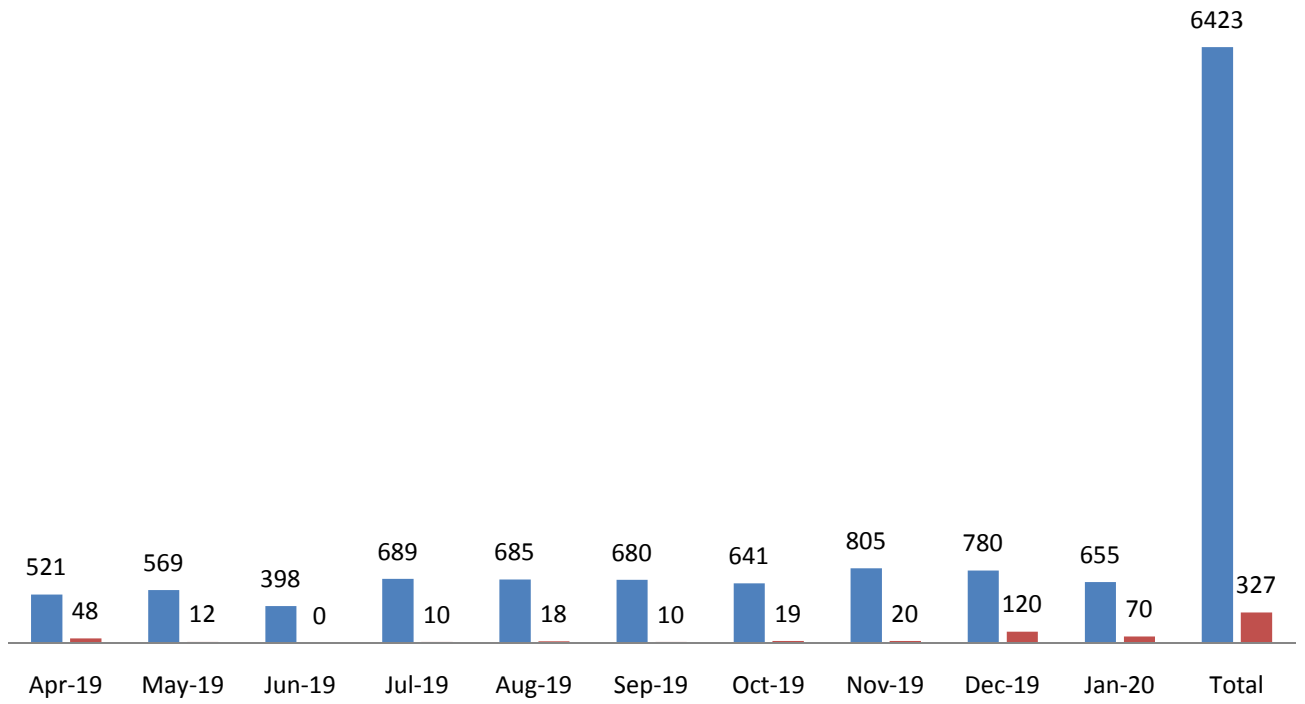
<b>Present</b>	<b>Absent</b>
<b>6423</b>	<b>327</b>



<b>Teaching Staff Analysis Reports April 19 to Jan 20</b>		
<b>Month</b>	<b>Present</b>	<b>Absent</b>
Apr-19	521	48
May-19	569	12
Jun-19	398	0
Jul-19	689	10
Aug-19	685	18
Sep-19	680	10
Oct-19	641	19
Nov-19	805	20
Dec-19	780	120
Jan-20	655	70
<b>Total</b>	<b>6423</b>	<b>327</b>

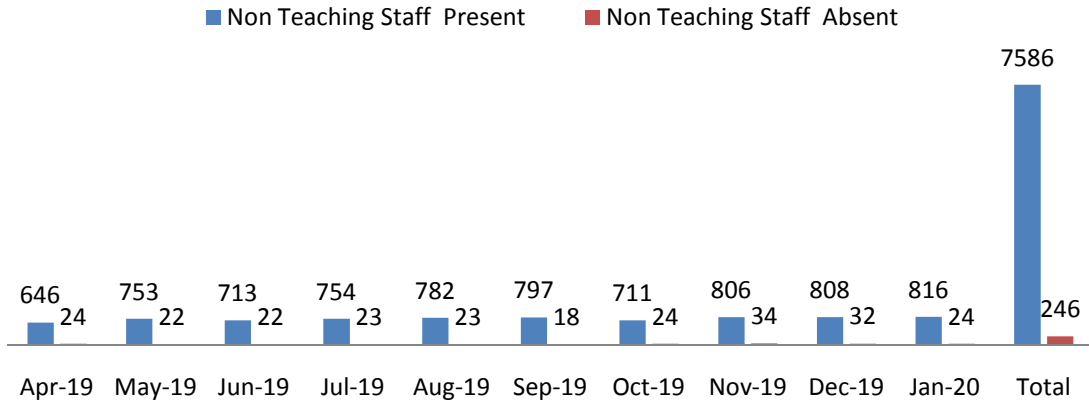
## Chart Title

- Teaching Staff Analysis Reports April 19 to Jan 20 Present
- Teaching Staff Analysis Reports April 19 to Jan 20 Absent



Non Teaching Staff		
Month	Present	Absent
Apr-19	646	24
May-19	753	22
Jun-19	713	22
Jul-19	754	23
Aug-19	782	23
Sep-19	797	18
Oct-19	711	24
Nov-19	806	34
Dec-19	808	32
Jan-20	816	24
<b>Total</b>	<b>7586</b>	<b>246</b>

## Non Teaching Staff Analysis Reports April19 to Jan 20



Hospital Staff		
Month	Present	Absent
Apr-19	1246	85
May-19	1388	70
Jun-19	1426	32
Jul-19	1406	52
Aug-19	1472	64
Sep-19	1467	45
Oct-19	1293	47
Nov-19	1573	52
Dec-19	1540	85
Jan-20	1522	78
<b>total</b>	<b>14333</b>	<b>610</b>

## Hospital Staff April19 to Jan 20 Analysis Reports

■ Hospital Staff Present ■ Hospital Staff Absent

